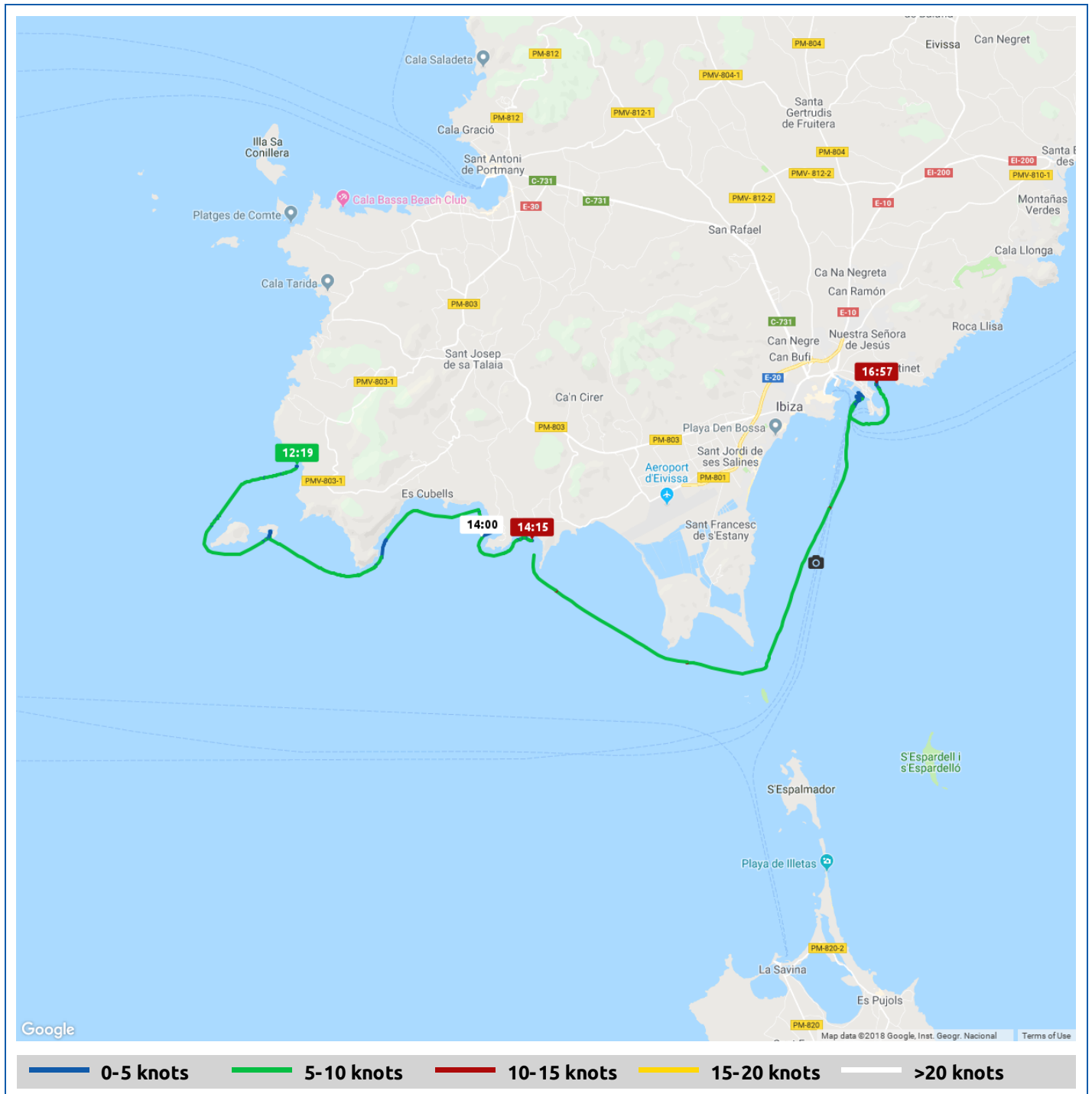


Voyages	Underway (hours)	Duration (hours)	Distance (nm)	Average Speed (knots)	Max Speed (knots)
2	3:52	4:42	24.5	6.3	8.3





**Ibiza town**



16:01 38° 51.66' N, 1° 25.68' E



**Old town**

16:12

Voyage	Skipper	Passengers	Commenced	Completed
Wednesday morning voyage	Lynda Shelley	Keith Logan	12:05	14:28






 <p><b>Weather on departure</b> 26.5°C, Wind 5kn SW</p>	 <p><b>Weather on arrival</b> 27.0°C, Wind 2kn S</p>
--	---

Voyage Log	Time	From Start		Interval
		Duration (hours)	Distance (nm)	Avg Speed (knots)
Started voyage at Port Brut	12:05	0:00		
 26.5°C, Wind 5kn SW	12:06	0:00		
Departed Port Brut	12:19	0:13	0.0	0.1
38° 51.28' N, 1° 14.98' E	13:19	1:13	6.1	6.1
Arrived Port de Porroig	13:56	1:50	9.5	5.5
Departed Port de Porroig	13:57	1:52	9.6	3.4
 26.8°C, Wind 1kn SSE	14:06	2:01		
Arrived Platja des Jondal	14:08	2:02	10.6	5.7
 27.0°C, Wind 2kn S	14:28	2:23		
Stopped Voyage at Platja des Jondal	14:28	2:23	11.3	1.9

Voyage	Skipper	Passengers	Commenced	Completed
Wednesday afternoon voyage	Lynda Shelley	Keith Logan	15:00	17:19

**Weather on arrival**

28.2°C, Wind 8kn SSW

Voyage Log	Time	From Start		Interval
		Duration (hours)	Distance (nm)	Avg Speed (knots)
Started voyage at Platja des Jondal	15:00	0:00		
Departed Platja des Jondal	15:01	0:01	0.2	7.0
 26.6°C, Wind 6kn S	15:05	0:05		
 Ibiza town	16:01	1:00		
38° 51.75' N, 1° 25.73' E	16:01	1:01	7.7	7.5
 Old town	16:12	1:12		
Arrived Marina Botafoch	16:32	1:32	11.0	6.6
Departed Marina Botafoch	16:36	1:35	11.2	3.5
Arrived cala Tamanca	16:52	1:51	13.0	6.8
 28.3°C, Wind 8kn SSW	17:05	2:05		
 28.2°C, Wind 8kn SSW	17:19	2:19		
Stopped Voyage at cala Tamanca	17:19	2:19	13.3	0.6