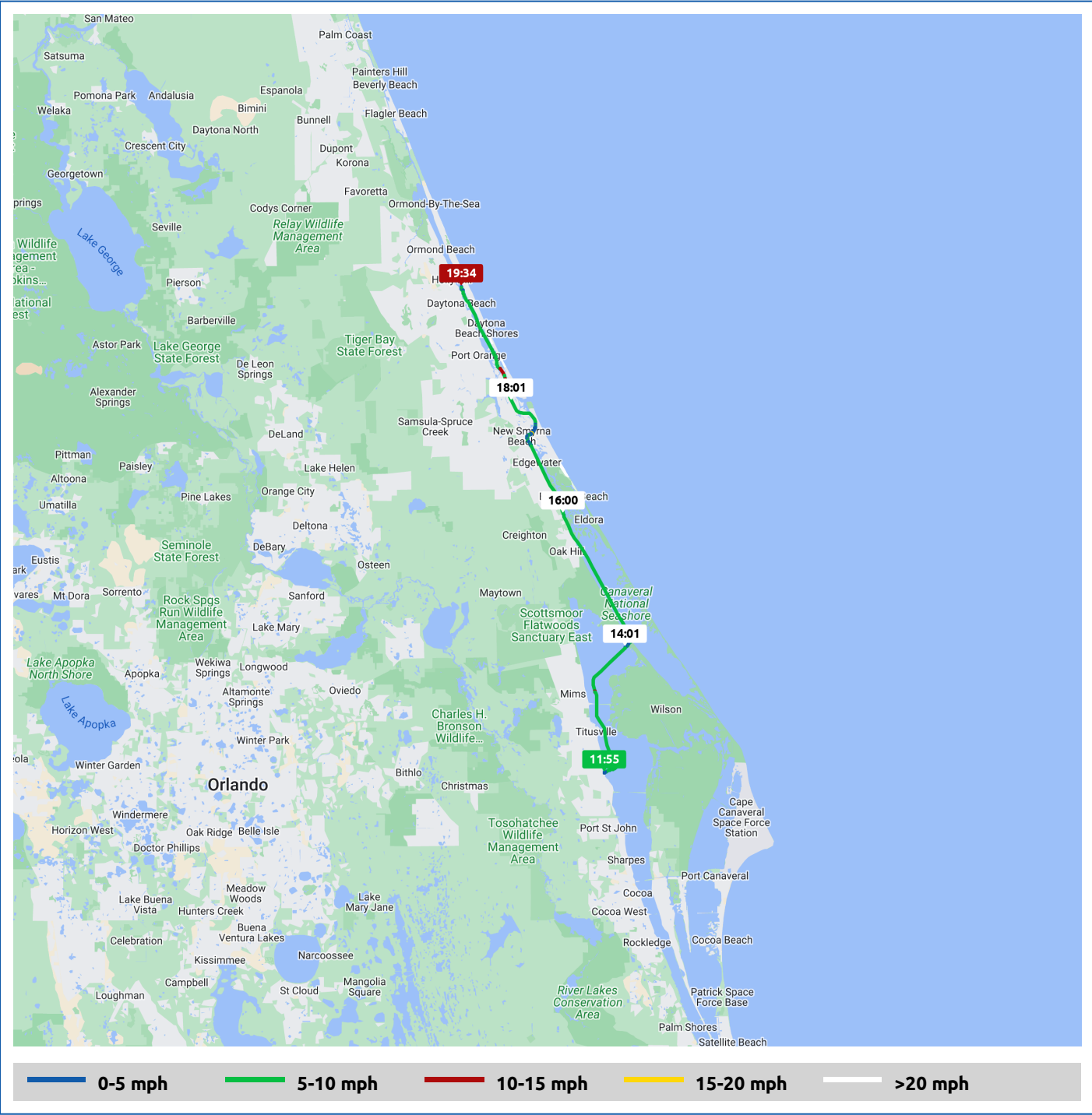


Still Waters II

1 June 2023



Voyages	Underway (hours)	Duration (hours)	Distance (mi)	Average Speed (mph)	Max Speed (mph)
1	7:36	7:45	55.2	7.3	11.8



Still Waters II

1 June 2023



Voyage	Skipper	Passengers	Commenced	Completed
Thursday morning voyage	David Fuller	Claudia	11:55	19:41









Weather on departure

80°F, Wind 9.3 mph ENE



Weather on arrival



77°F, Wind 13.0 mph NE

Voyage Log	Time	From Start		Interval
		Duration (hours)	Distance (mi)	
 80°F, Wind 9.3 mph ENE	11:55	0:00		
Started voyage at Kennedy Point Marina	11:56	0:00		
Departed Kennedy Point Marina	12:04	0:08	0.1	0.9
Passed ICW St M 880	12:41	0:45	4.2	6.6
Departed under A. Max Brewer Memorial Parkway	12:52	0:56	5.6	7.9
Departed under A. Max Brewer Memorial Parkway	12:52	0:56	5.6	7.9
 81°F, Wind 9.9 mph ENE	12:55	1:00		
Passed ICW St M 875	13:21	1:25	9.4	8.0
 79°F, Wind 10.4 mph ENE	13:55	2:00		
Passed ICW St M 870	13:58	2:02	14.4	7.9
Passed ICW St M 865	14:43	2:47	19.3	6.7
 81°F, Wind 11.1 mph ENE	14:55	3:00		
Passed ICW St M 860	15:20	3:24	24.4	8.1
 84°F, Wind 10.0 mph ENE	15:55	4:00		
Passed ICW St M 855	15:56	4:01	29.4	8.2
Arrived Blue Hole	16:10	4:15	31.1	7.2
Departed Blue Hole	16:11	4:15	31.2	7.1
 82°F, Wind 10.7 mph ENE	16:55	5:00		
Passed under South Causeway	17:10	5:14	38.0	6.9

Still Waters II

1 June 2023




Voyage Log	Time	From Start		Interval
		Duration (hours)	Distance (mi)	Avg Speed (mph)
Passed ICW St M 845	17:30	5:34	39.4	4.2
Passed under North Causeway	17:30	5:34	39.4	4.1
Departed under North Causeway	17:30	5:34	39.4	3.6
Departed under North Causeway	17:30	5:34	39.4	3.1
Departed under North Causeway	17:30	5:34	39.4	3.6
Departed under North Causeway	17:30	5:34	39.4	2.5
Departed under North Causeway	17:30	5:34	39.4	2.9
Departed under North Causeway	17:30	5:34	39.4	1.8
Departed under North Causeway	17:30	5:34	39.4	2.6
Departed under North Causeway	17:30	5:34	39.4	2.5
Departed under North Causeway	17:30	5:34	39.4	3.7
Departed under North Causeway	17:30	5:34	39.4	3.8
 78°F, Wind 14.1 mph NE	17:55	6:00		
Passed ICW St M 840	18:08	6:12	44.3	7.8
Passed under Dunlawton Bridge	18:36	6:40	48.8	9.6
Passed ICW St M 835	18:40	6:44	49.4	8.9
 77°F, Wind 13.2 mph NE	18:55	7:00		
Departed under East International Speedway Boulevard	19:13	7:17	54.1	8.6
Departed under East International Speedway Boulevard	19:13	7:17	54.1	2.6
Departed under East International Speedway Boulevard	19:13	7:17	54.1	9.8
Departed under East International Speedway Boulevard	19:13	7:17	54.1	7.6
Passed ICW St M 830	19:14	7:19	54.3	7.3
Passed under Main Street Bridge	19:17	7:21	54.6	6.1
Passed under Oakridge Boulevard	19:25	7:29	55.2	4.7
Departed under Oakridge Boulevard	19:25	7:29	55.2	5.0
Departed under Oakridge Boulevard	19:25	7:29	55.2	5.4
Departed under Oakridge Boulevard	19:25	7:29	55.2	0.0
Departed under Oakridge Boulevard	19:25	7:29	55.2	0.0

Still Waters II

1 June 2023



Voyage Log		Time	From Start		Interval
			Duration (hours)	Distance (mi)	Avg Speed (mph)
	Departed under Oakridge Boulevard	19:25	7:29	55.2	18.0
	Passed under Seabreeze Boulevard	19:26	7:30	55.3	6.3
	77°F, Wind 13.0 mph NE	19:41	7:45		
	Stopped voyage at 29° 14.00' N, 81° 1.38' W	19:41	7:45	55.5	0.9